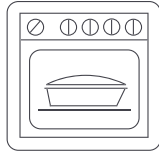
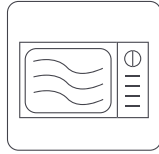


# Porcelain Care Instructions


---



OVEN  
300°C / 575°F



MICROWAVE



FREEZER  
-20°C / -4°F



DISHWASHER

Our porcelain tableware is **oven, microwave, dishwasher and freezer safe**.

We recommend **avoiding extreme temperature changes**. For example, do not put a dish directly to the hot oven whether it has been in the freezer.

## CLEANING

- It is **highly resistant to scratches** but to avoid such incidents, use liquid detergent and soft sponge for washing and do not rub it with force. We recommend to use wooden or plastic utensils instead of metal to avoid scratches.
- In the dishwasher, select a low-temperature program and do not exceed the recommended amount of detergent.
- Load the dishwasher carefully so that pieces do not touch each other to avoid the risk of direct contact with metal objects (metal racks, aluminum tray, pots, pans, utensils, etc.).
- Use regular liquid detergent and never abrasive cleaners. We recommend to clean with a soft sponge or a wet cloth.

## MAT

In the case of pieces with a silky matt finish, some stains may remain after washing. To remove it, it is recommended to wash with a grease remover. For stubborn stains, leave the grease remover on for a few minutes and then wash the piece.

Please note that it is not possible to produce hand crafted porcelain without having irregularities in the final product. Usually, it is not very visible and in fact contributes to the normal, attractive look of handmade porcelain. There are defined limits for acceptable irregularities, and these are a part of our normal quality control.

# PORDAMSA®

DESIGN FOR CHEFS

MANUFACTURE, OFFICES & SHOWROOM

Ctra. C-66 Km 5,5 P.O. BOX 36  
17100 La Bisbal (Girona) Spain

Tel. +34.972.63.41.75

pordamsa@pordamsa.org  
www.pordamsa.com